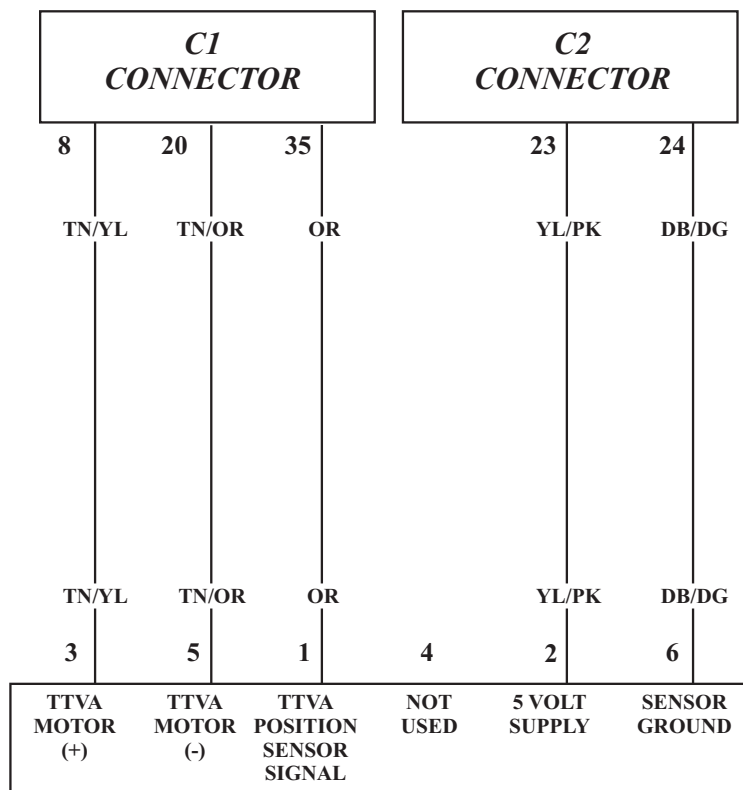


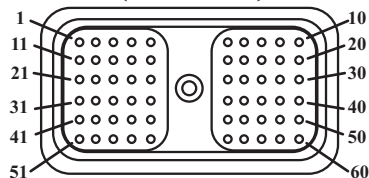
**TRANSMISSION THROTTLE VALVE
ACTUATOR PARTIAL ELECTRICAL SCHEMATIC**

ENGINE CONTROL MODULE
(located on the front drivers side of engine)




**TRANSMISSION THROTTLE VALVE
ACTUATOR CONNECTOR**

**ECM - C1
CONNECTOR
(Wire side)**



*Note: numbers are marked
on connector*

**ECM - C2
CONNECTOR
(Wire side)**



*Note: numbers are marked
on connector*

**TRANSMISSION THROTTLE VALVE
ACTUATOR CONNECTOR (Face view)**

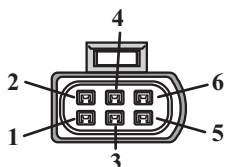


Figure 3